



LAPAROSCOPIC
SURGERY

AESCULAP® FLOW 50 CO₂ HIGH FLOW INSUFFLATOR

THE NEW POWERHOUSE WITH SMOKE EVACUATION
HIGH PERFORMANCE WITH CLARITY

AESCLAP® FLOW50

HIGH FLOW INSUFFLATOR



The Flow50 High Flow Insufflator, with a flow rate of 50 liters, is versatile and – thanks to its various indication modes – can be used in visceral surgery, bariatric surgery, pediatrics, endoscopically assisted cardiac surgery and endoscopic vein removal.









The Flow50 High Flow Insufflator provides:

- Increased patient and user safety
- Improved user comfort
- Individuality



The Insufflator has a 5.7" touchscreen with intuitive operating concept. Additionally the device offers an integrated smoke evacuation and an optional gas heating function.



INSUFFLATOR	Item No.	Description
	PG150	Flow50 CO ₂ High Flow Insufflator
ACCESSORIES - INSUFFLATION	Item No.	Description
	PG019	Disposable CO ₂ Filter, sterile 25 pcs. per pack
	PG012	Disposable tube set incl. CO ₂ Filter, sterile length 3 m, 10 pcs. per pack
	PG014	Reusable tube set for insufflation length 3 m, 1 pc. per pack
	PG096SU	Disposable heating tube set for insufflation length 3 m, 10 pcs. per pack
	PG097	Reusable heating tube set for insufflation length 3 m, (100 x autoclavable), 1 pc. per pack
ACCESSORIES - SMOKE EVACUATION	Item No.	Description
	PG106	Smoke evacuation filter cassette 30 pcs. per pack
	PG107SU	Disposable tube set for smoke evacuation, sterile length 3 m, 10 pcs. per pack

HOSE FOR GAS SUPPLY (without image)	Item No.	Description
	PG056	Hose for CO ₂ gas bottle supply DIN/US 1.5 m
	PG057	Hose for CO ₂ gas bottle supply ISO/US 1.5 m
	PG058	Hose for CO ₂ gas bottle supply PIN/US 1.5 m
	PG061	Hose for CO ₂ central gas supply DIN/US 3 m
	PG091	Hose for CO ₂ central gas supply DIN/US 5 m
	PG092	Hose for CO ₂ central gas supply NF/US 5 m
	PG093	Hose for CO ₂ central gas supply UNI/US 5 m
	PG094	Hose for CO ₂ central gas supply AGA/US 5 m
	PG065	Hose for CO ₂ central gas supply DISS/DISS 3 m

MISCELLANEOUS (without image)	Item No.	Description
	PG066	DISS Adapter for central gas supply
	PG090	Angled CO ₂ gas connector
	PG150200	Sinterfilter
	PG067	NIST Adapter for central gas supply
	PG068	Switch valve for gas bottle

TECHNICAL SPECIFICATION:	
Maximum CO ₂ gas flow:	50 l/min
Pressure range:	1-30 mmHg
Maximum suction rate:	12 l/min
Inlet pressure range:	2.7 – 80 bar
Display:	5.7" Color touch screen

■ INCREASED PATIENT SAFETY

- Safer and quicker construction of the cavity with a maximum gas flow of 50 l/min
- Gas heating helps prevent hypothermia
- All patient-relevant values are displayed on the touch display

■ INCREASED USER SAFETY

- Clear and smoke-free image due to the smoke evacuation in the OP field
- Reduction of harmful gases through activated carbon filtering
- Gas heating reduces fogging of the optics

■ IMPROVED USER COMFORT

- Touch-sensitive 5.7" touch screen with clear text and intuitive control concept
- Universal connection for central and gas bottle supply
- Switching valve for connection of two gas bottles
- Four predefined indications

■ INDIVIDUALITY

- Indication-specific user profile with personal settings for starting pressure, starting flow, intensity, volume and timer for smoke evacuation



AESCULAP[®] – a B. Braun brand

Aesculap AG | Am Aesculap-Platz | 78532 Tuttlingen | Germany
Phone +49 7461 95-0 | Fax +49 7461 95-2600 | www.aesculap.com

The main product trademark "Aesculap" is a registered trademark of Aesculap AG.

Subject to technical changes. All rights reserved. This brochure may only be used for the exclusive purpose of obtaining information about our products. Reproduction in any form partial or otherwise is not permitted.